

Connectors

88115.0000

Innovative wood connection systems for highest requirements.



PIST Metallbau GmbH & Co. KG
DIN EN 1090-2




ZiNiP max protection



Connectors HVP

HVP connector 88115.0000

Optimal distances to the edges and variable screws length ensure accuracy of fit for each timber section.



Dimensions w x h x d (mm)	40 x 150 x 12
Number of screws	22
Screws size	Ø 4,5 x 50 - 80
Minimal timber section with screws Ø 4,5 x 50 (mm) Header	60 x 160
Joist	50** x 160
Characteristic load capacity* Ø 4.5 x 50	19,53
Ø 4,5 x 80	30,56
Packing unit	10
CE	*

* F2,Rk (kN) for GL24h with fully threaded screws: Ø 4,5 x 50 with effective thread length of 45 mm and Ø 4,5 x 80 with effective thread length of 74 mm. For other screws and thread lengths or wood based materials: cf. design manual. ** Valid for part 2 (with the tongue) fixed at the end grain, otherwise 60 mm.

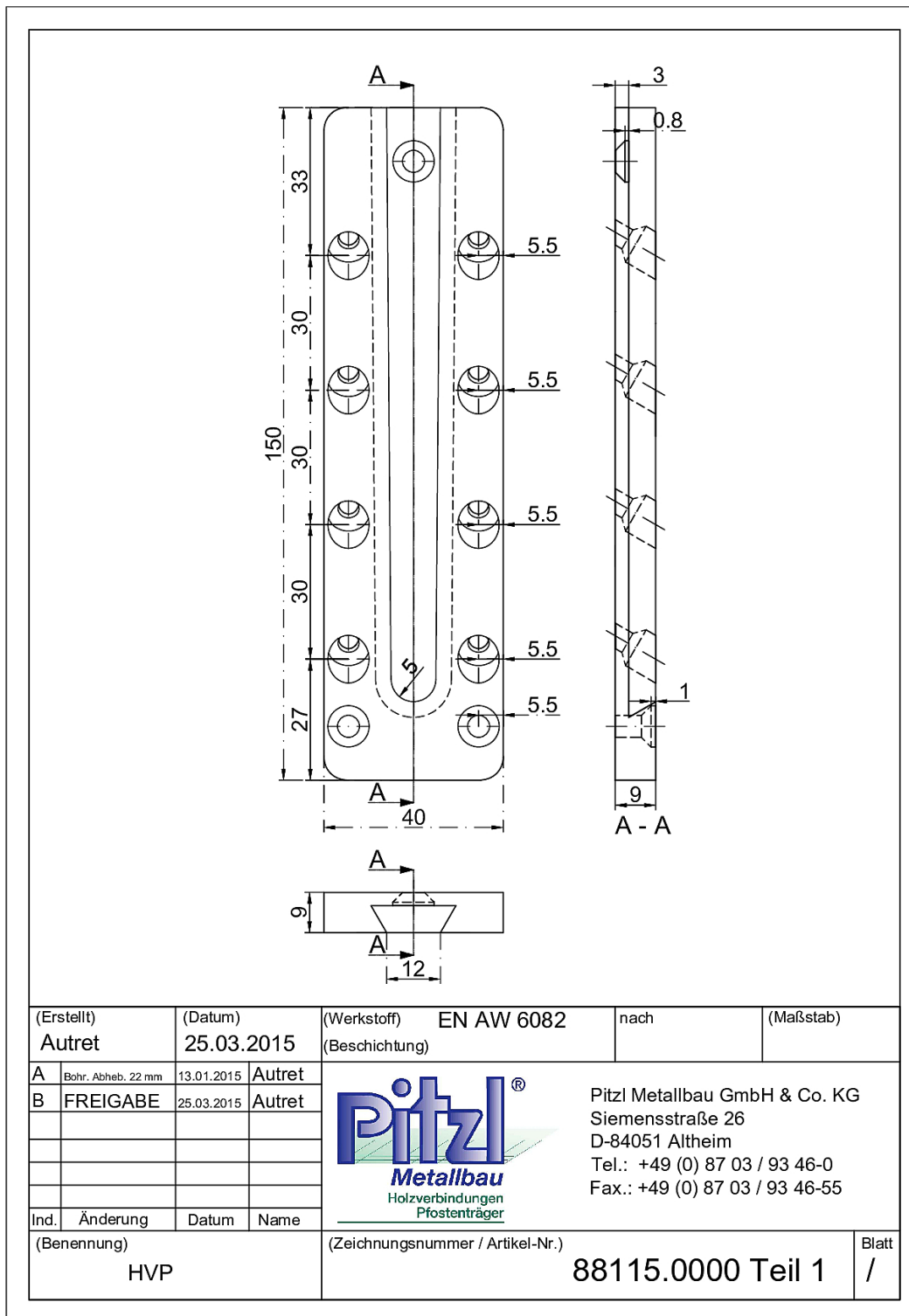


Pitzl Metallbau GmbH & Co.KG
Siemensstraße 26
D - 84051 Altheim

Phone: +49 8703 9346-0
Fax: +49 8703 9346-55
E-mail: info@pitzl-connectors.com

Product information and
terms and conditions at
www.pitzl-connectors.com

HVP connector 88115.0000



Pitzl Metallbau GmbH & Co. KG
Siemensstraße 26
D-84051 Altheim
Tel.: +49 (0) 87 03 / 93 46-0
Fax.: +49 (0) 87 03 / 93 46-55

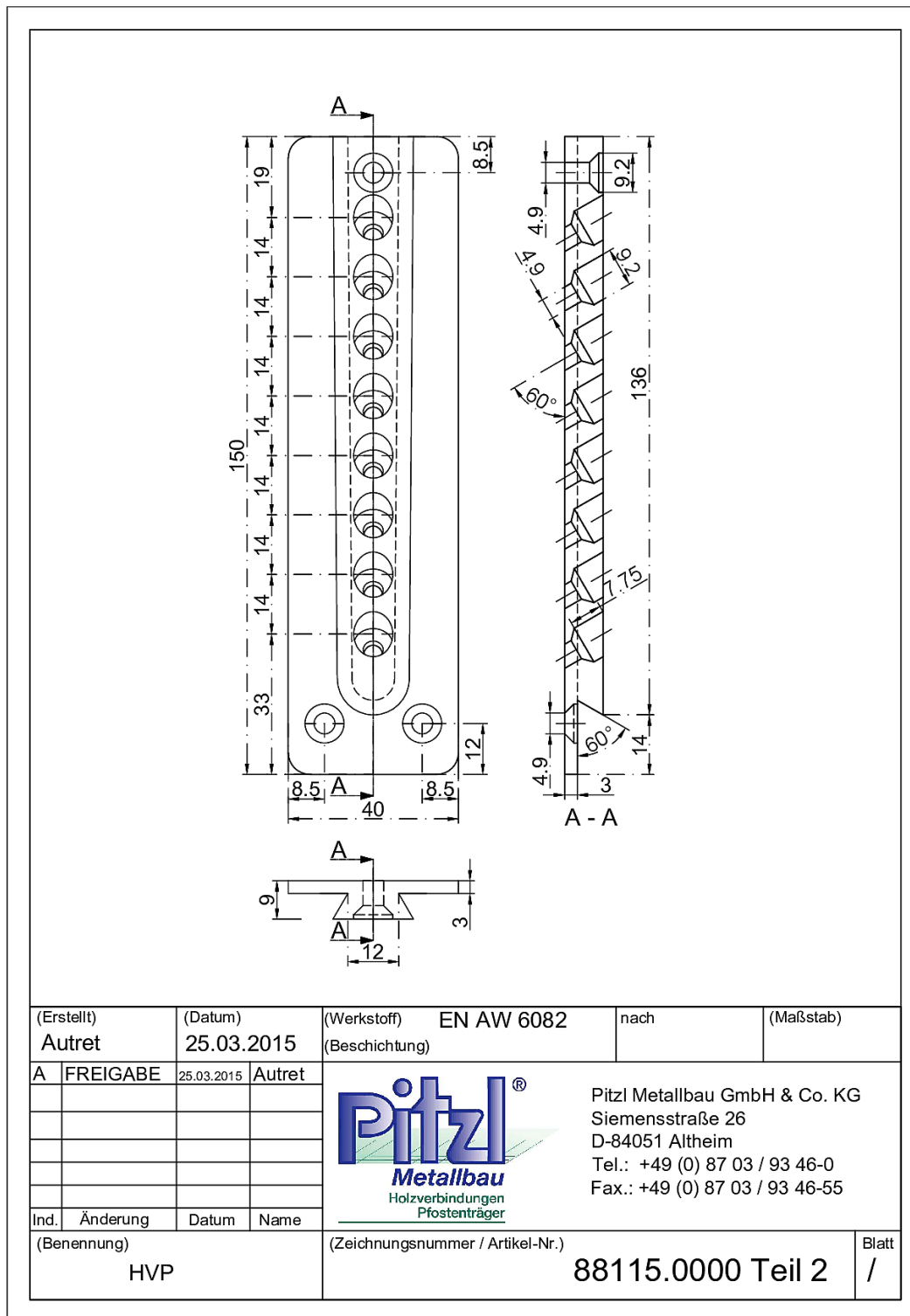


Pitzl Metallbau GmbH & Co.KG
Siemensstraße 26
D - 84051 Altheim

Phone: +49 8703 9346-0
Fax: +49 8703 9346-55
E-mail: info@pitzl-connectors.com

Product information and
terms and conditions at
www.pitzl-connectors.com

HVP connector 88115.0000



(Erstellt) Autret	(Datum) 25.03.2015	(Werkstoff) EN AW 6082	nach	(Maßstab)
A	FREIGABE	25.03.2015	Autret	
Ind.	Änderung	Datum	Name	
(Benennung) HVP		(Zeichnungsnummer / Artikel-Nr.) 88115.0000 Teil 2		Blatt /



Pitzl Metallbau GmbH & Co. KG
Siemensstraße 26
D-84051 Altheim
Tel.: +49 (0) 87 03 / 93 46-0
Fax.: +49 (0) 87 03 / 93 46-55



Pitzl Metallbau GmbH & Co.KG
Siemensstraße 26
D - 84051 Altheim

Phone: +49 8703 9346-0
Fax: +49 8703 9346-55
E-mail: info@pitzl-connectors.com

Product information and
terms and conditions at
www.pitzl-connectors.com

Connectors HVP

HVP connector 88115.0000

Static values

Effective thread length (l_{ef})		Minimal section (mm)		Characteristic load capacity R_k (kN)							
				Solid wood C24 ($\rho_k = 350 \text{ kg/m}^3$)				Glued-laminated timber GL24h ($\rho_k = 385 \text{ kg/m}^3$)			
Screws	l_{ef} (mm)	H	J	$F_{2,Rk}$	$F_{3,Rk}$	$F_{4,Rk}$	$F_{1,Rk}$	$F_{2,Rk}$	$F_{3,Rk}$	$F_{4,Rk}$	$F_{1,Rk}$
$\varnothing 4,5 \times 50$	44	60 x 160	60 x 160	18,10	0,00	13,77	9,20	19,33	0,00	14,34	9,82
$\varnothing 4,5 \times 60$	54	70 x 170	60 x 170	21,33			10,84	22,78			11,58
$\varnothing 4,5 \times 80$	74	90 x 190	60 x 190	28,32			14,39	30,24			15,37

Further static values can be found in our design manual at www.pitzl-connectors.com/en/downloads

Accessories

Item no.	Description
99211.4550	Countersunk screw 4,5 x 50 mm
99211.4560	Countersunk screw 4,5 x 60 mm
99211.4580	Countersunk screw 4,5 x 80 mm
99111.4550	Countersunk screw V2A 4,5 x 50 mm
99111.4560	Countersunk screw V2A 4,5 x 60 mm
58000.0000	Milling and assembly template for connectors 88004 - 88322
58399.0000	Milling unit composed of Milling bit, milling template and hand overhead router
58396.0000	Collet holder
58396.0008	Collet $\varnothing 8 \text{ mm}$
50934.1000	Grooving cutter $\varnothing 10 \text{ mm}$



Pitzl Metallbau GmbH & Co.KG
Siemensstraße 26
D - 84051 Altheim

Phone: +49 8703 9346-0
Fax: +49 8703 9346-55
E-mail: info@pitzl-connectors.com

Product information and terms and conditions at www.pitzl-connectors.com

Connectors HVP

HVP connector 88115.0000



Pitzl Metallbau GmbH & Co.KG
Siemensstraße 26
D - 84051 Altheim

Phone: +49 8703 9346-0
Fax: +49 8703 9346-55
E-mail: info@pitzl-connectors.com

Product information and
terms and conditions at
www.pitzl-connectors.com